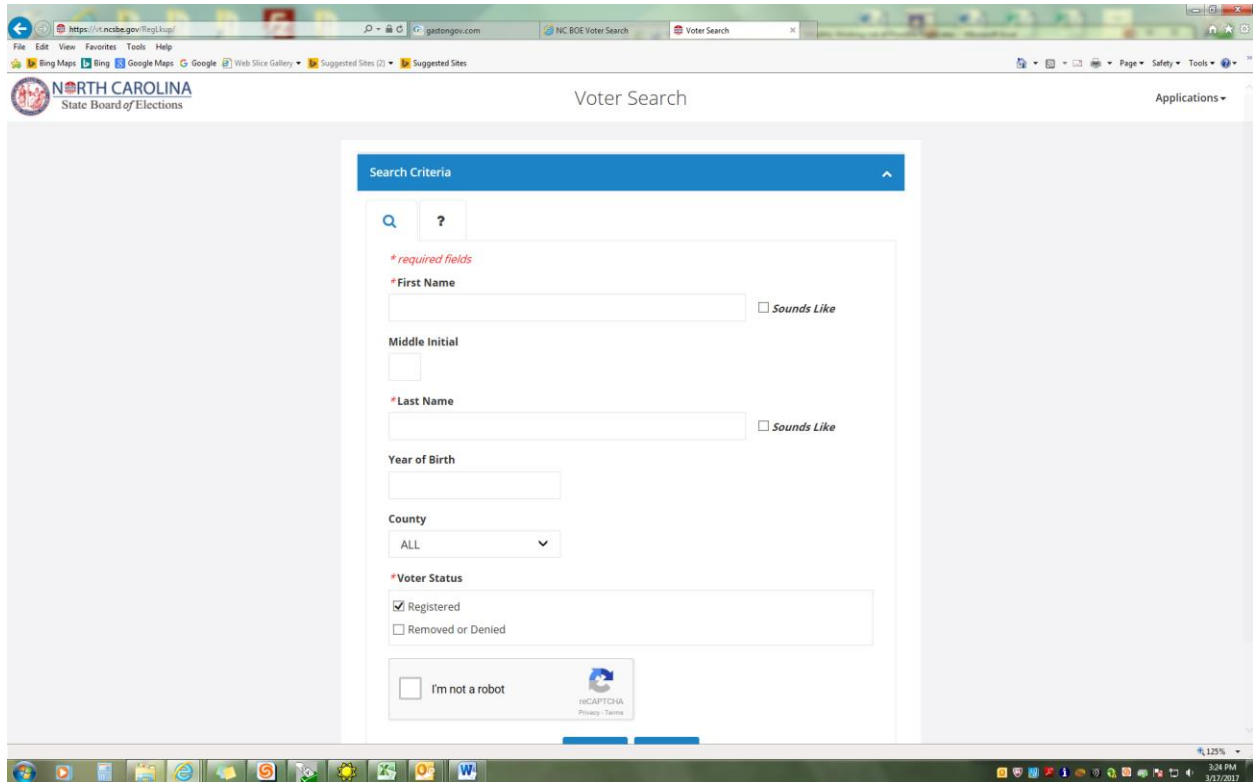


SAMPLE BALLOTS / VOTER DETAILS

For North Carolina Registered Voters Sample Ballots are available for viewing about a month before each election. This is also a good way to ensure your voter information is correct. The following are instructions on how to obtain a copy of your Sample Ballot.

To access a Sample Ballot for the current election, you must first go to the NC State Board of Elections Web site at <https://vt.ncsbe.gov/RegLkup/> to the NC Public Voter Search page. (Note: If you are starting from the NCSBE home page <http://www.ncsbe.gov/> you must click the Voter Tools Tab at the top of the page and go to Voter Lookup.)

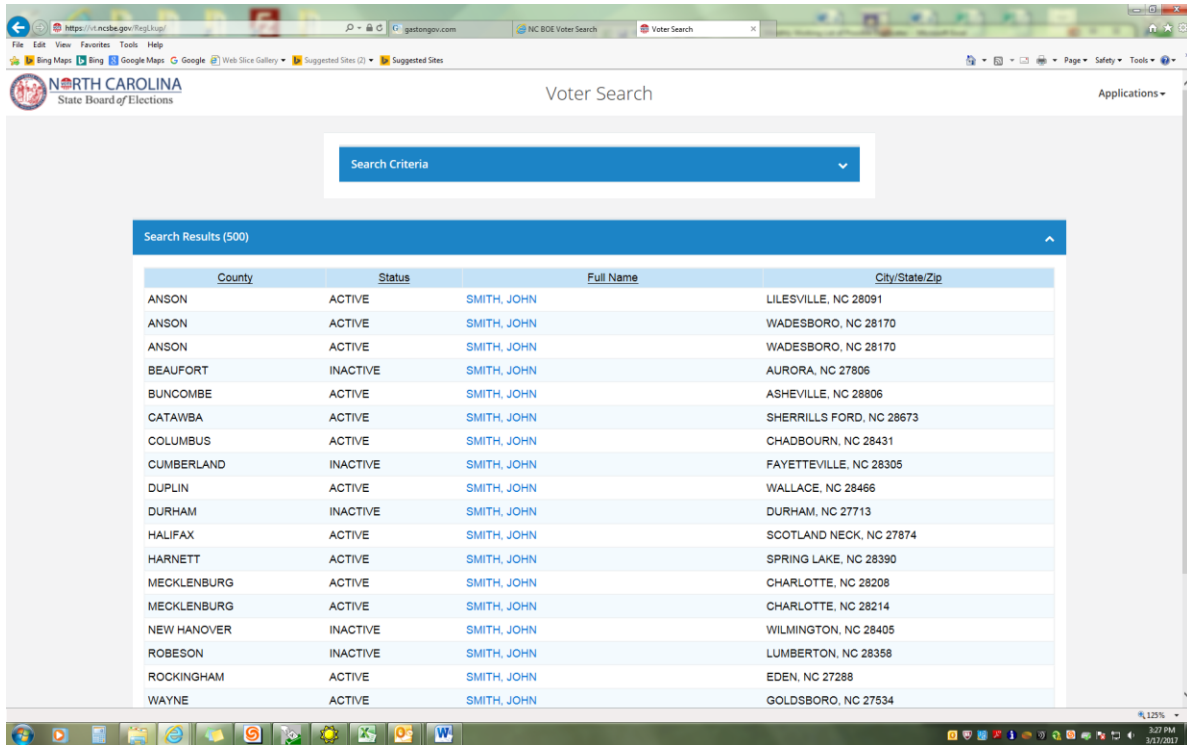



The screenshot shows a web browser window displaying the "Voter Search" page on the North Carolina State Board of Elections website. The page has a blue header with the "Voter Search" title and the NCSBE logo. Below the header is a search criteria form with the following fields and options:

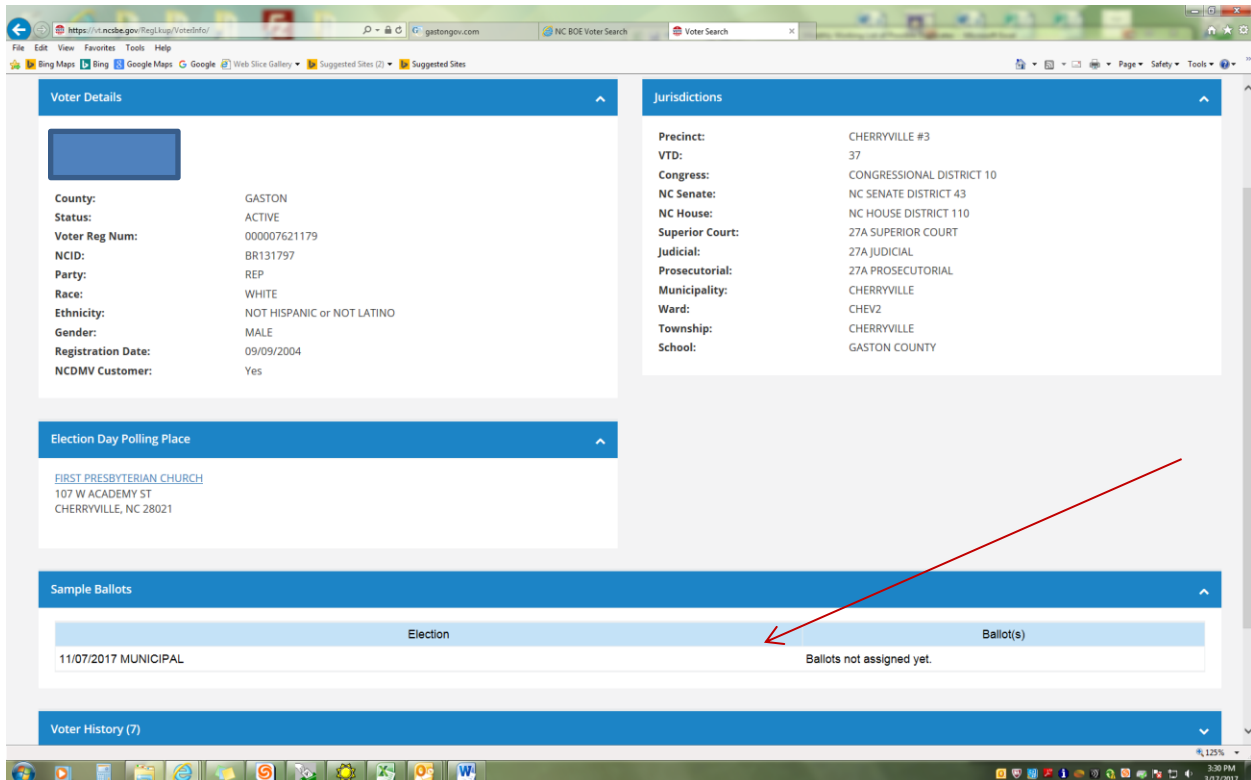
- Search Criteria** (blue header)
- Search icon and help icon
- *required fields**
- *First Name**: Text input field with a "Sounds Like" checkbox.
- Middle Initial**: Text input field.
- *Last Name**: Text input field with a "Sounds Like" checkbox.
- Year of Birth**: Text input field.
- County**: Dropdown menu with "ALL" selected.
- *Voter Status**: Radio buttons for "Registered" (checked) and "Removed or Denied".
- reCAPTCHA**: "I'm not a robot" checkbox and reCAPTCHA logo.

Once you reach the Voter Search page, enter your name in the appropriate boxes then click the reCAPTCHA block and click the search button.

If there is more than one person with the same name you must click on your name from the list.



After you click on your name the Voter Details page should appear. You may have to scroll down to see the Sample Ballot heading. Note if you see a box with plus sign  click on it to expand the information. If you have an eligible ballot for the current election there should be a ballot style/number assigned. Click on that number to get a copy of your sample ballot.



Sample Ballot screen

The image shows a sample ballot for Gaston County, North Carolina, dated November 3, 2015. The ballot is displayed on a computer screen with a browser window visible at the top. The ballot itself is a grid with columns labeled A, B, and C. On the left side, the word "SAMPLE" is written vertically in large red letters, with each letter next to a black square. The top of the ballot contains the text "Sample Ballot Gaston County, North Carolina November 3, 2015" and a box with the number "G001" and a barcode. Below this, there are "BALLOT MARKING INSTRUCTIONS" with three points: A. With the marking device provided or a black ball point pen, completely fill in the oval to the left of each candidate or selection of your choice as shown. B. Where authorized, you may write in a candidate by filling in the oval and writing the name on the Write-in line. C. If you tear, deface or wrongly mark this ballot, return it to request a replacement. To the right of the instructions is an illustration of a hand using a marking device to fill an oval. The ballot is divided into sections for "CITY OF GASTONIA" and "Council Member Ward 4 (You may vote for ONE)". Under "CITY OF GASTONIA", there are candidates for Mayor: Paulette Jackson Brice and John Bridgeman. Under "Council Member Ward 4", there are candidates: Todd Pierceall and Henry S. Price, along with a "Write-in" line.

CITY OF GASTONIA	
Mayor (You may vote for ONE)	<input type="radio"/> Paulette Jackson Brice <input type="radio"/> John Bridgeman
Council Member Ward 4 (You may vote for ONE)	<input type="radio"/> Todd Pierceall <input type="radio"/> Henry S. Price <input type="radio"/> Write-in